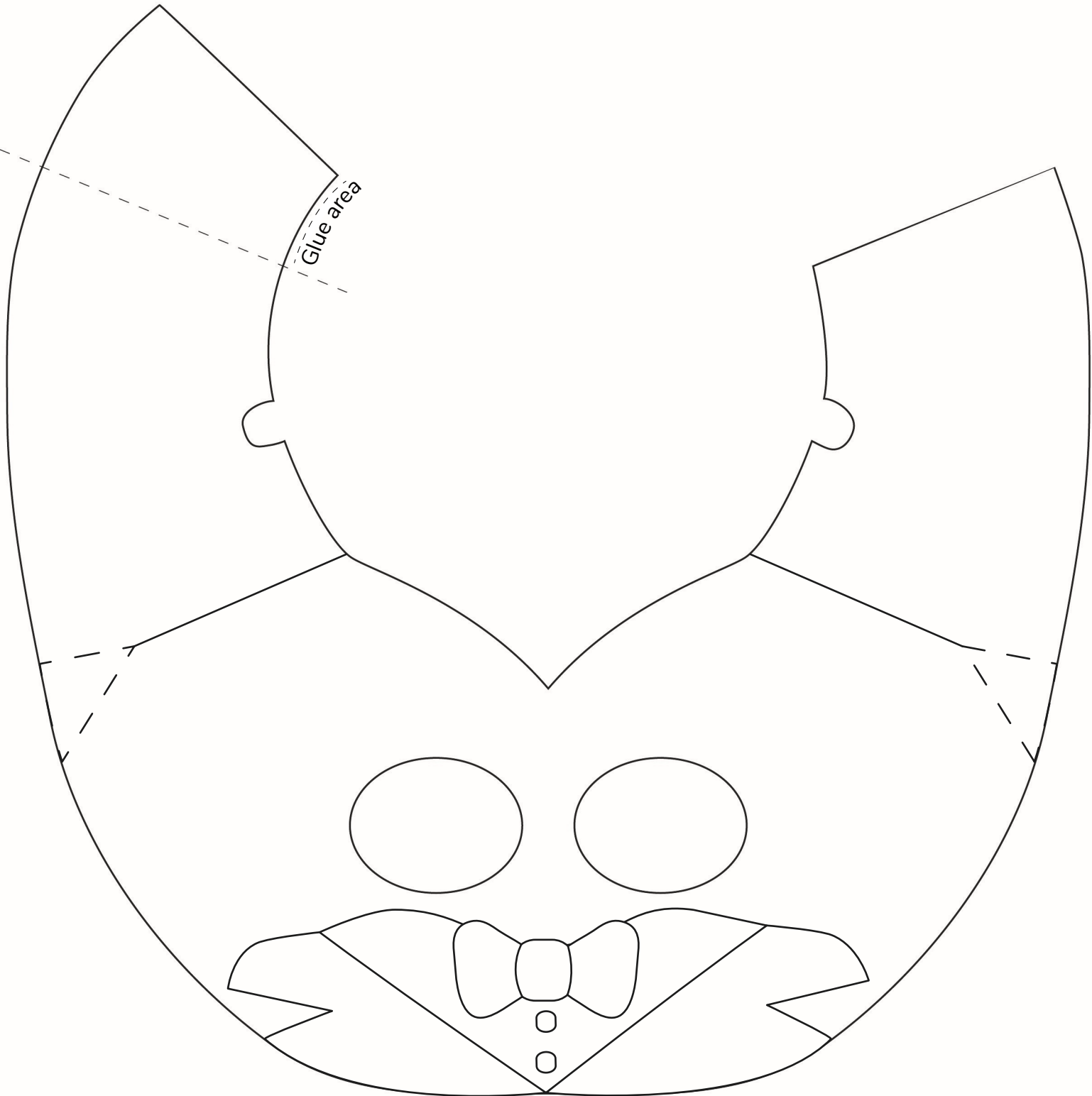


Let's get ready to celebrate!

Dress up your Bee-Bots and join in the global party in September! These handy templates can be printed, coloured in, and cut out to fit over your Bee-Bots and Blue-Bots. Remember to share these with us on social media – we'd love to see how you are celebrating 20 years of Bee-Bot! Be sure to use #beebot20 in your posts.

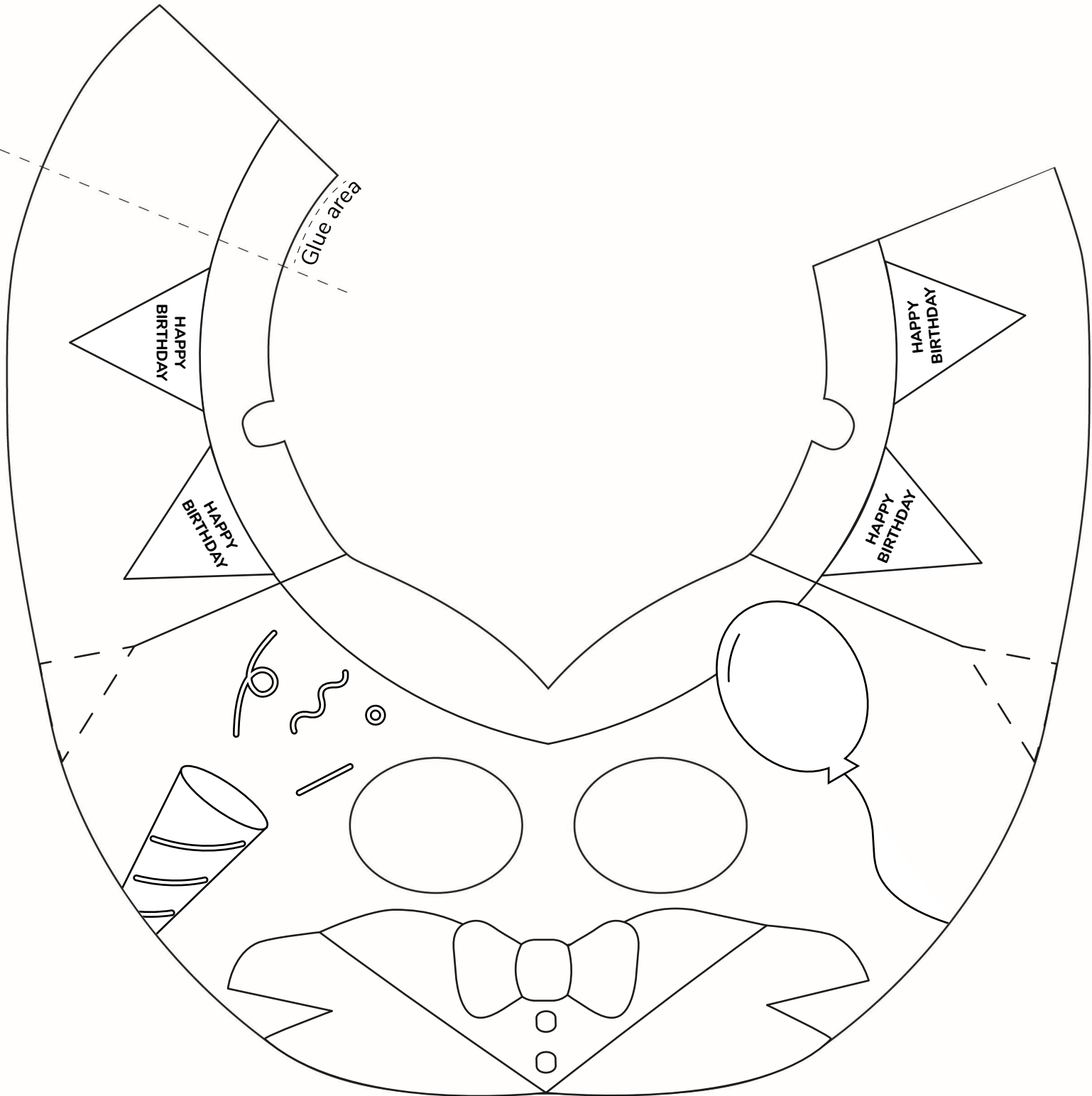


Instructions:

- Print on A4 paper – be sure to use 'Actual Size'.
- Have the children colour and decorate the style of their choice.
- Cut out along the lines.
- Glue or tape where indicated.

Let's get ready to celebrate!

Dress up your Bee-Bots and join in the global party in September! These handy templates can be printed, coloured in, and cut out to fit over your Bee-Bots and Blue-Bots. Remember to share these with us on social media – we'd love to see how you are celebrating 20 years of Bee-Bot! Be sure to use #beebot20 in your posts.

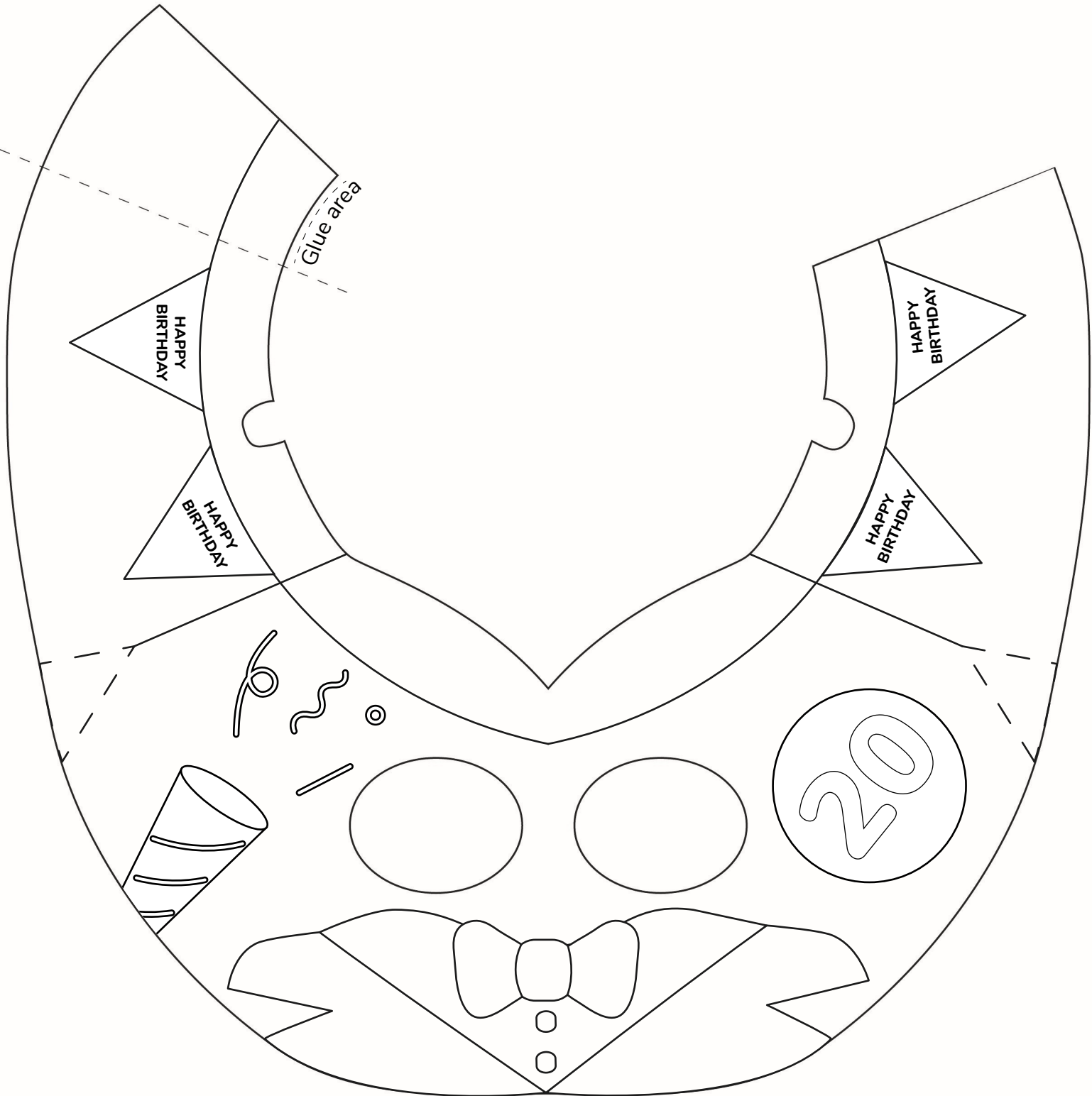


Instructions:

- Print on A4 paper – be sure to use 'Actual Size'.
- Have the children colour and decorate the style of their choice.
- Cut out along the lines.
- Glue or tape where indicated.

Let's get ready to celebrate!

Dress up your Bee-Bots and join in the global party in September! These handy templates can be printed, coloured in, and cut out to fit over your Bee-Bots and Blue-Bots. Remember to share these with us on social media – we'd love to see how you are celebrating 20 years of Bee-Bot! Be sure to use #beebot20 in your posts.

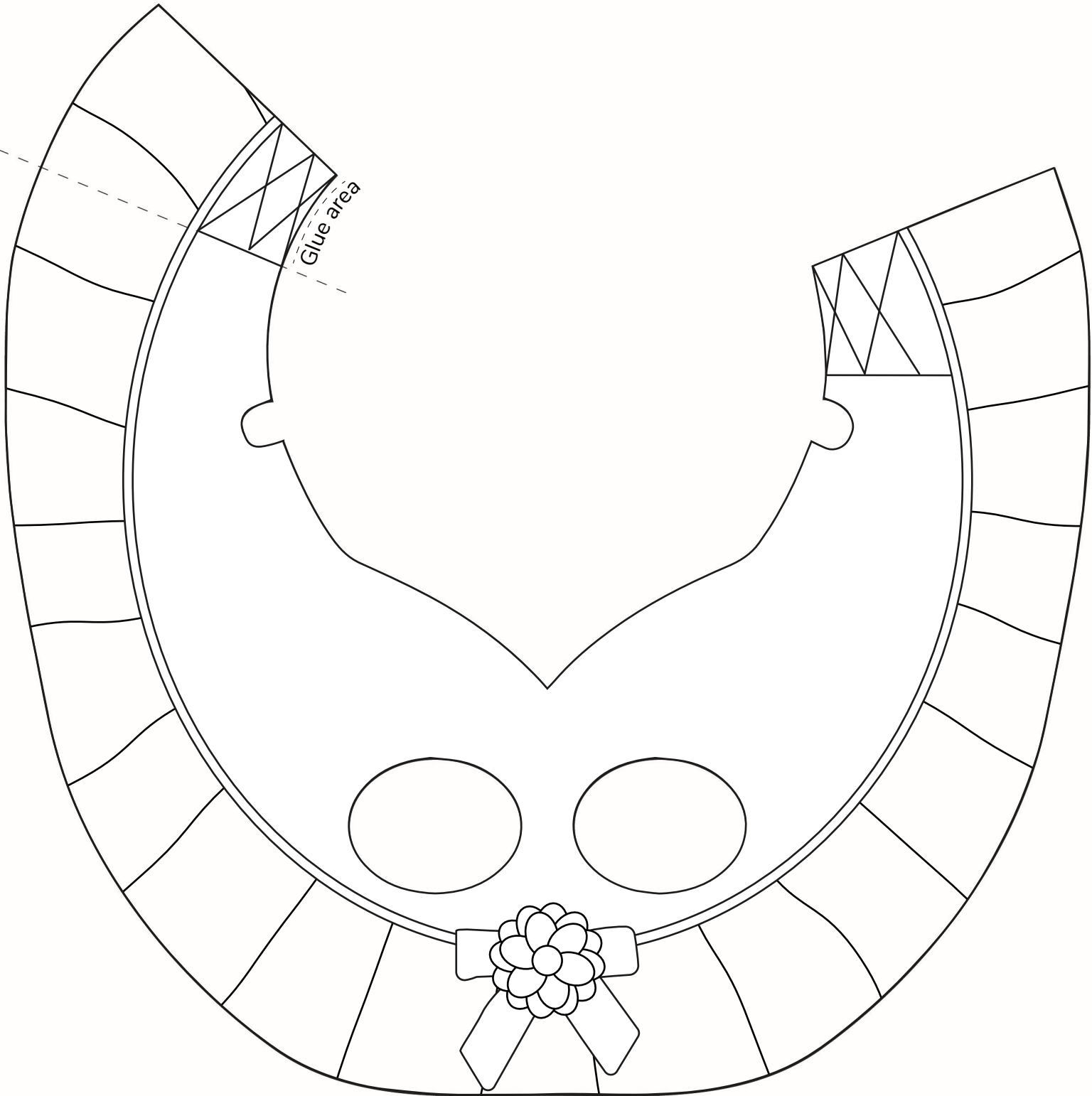


Instructions:

- Print on A4 paper – be sure to use 'Actual Size'.
- Have the children colour and decorate the style of their choice.
- Cut out along the lines.
- Glue or tape where indicated.

Let's get ready to celebrate!

Dress up your Bee-Bots and join in the global party in September! These handy templates can be printed, coloured in, and cut out to fit over your Bee-Bots and Blue-Bots. Remember to share these with us on social media – we'd love to see how you are celebrating 20 years of Bee-Bot! Be sure to use #beebot20 in your posts.

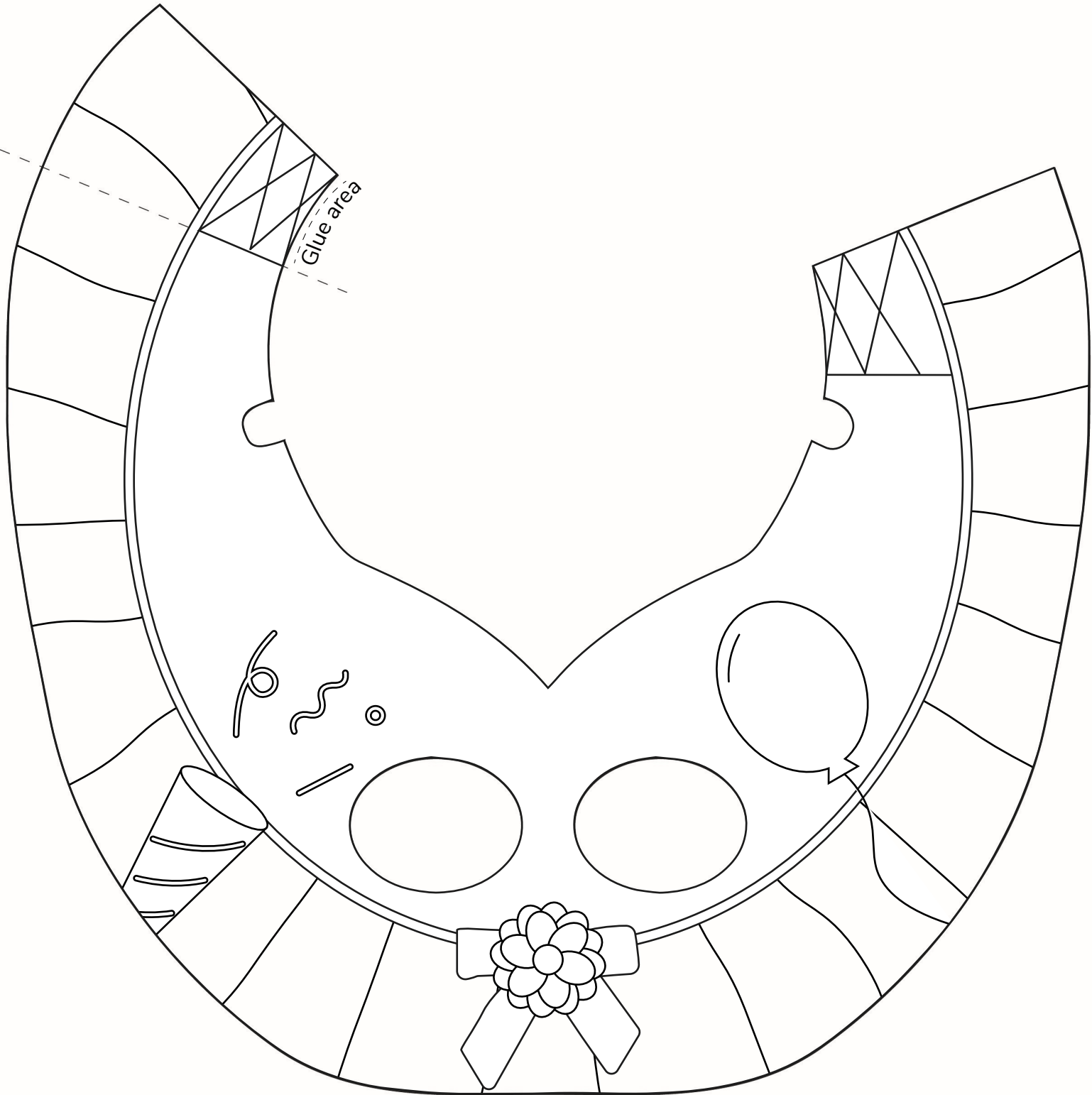


Instructions:

- Print on A4 paper – be sure to use 'Actual Size'.
- Have the children colour and decorate the style of their choice.
- Cut out along the lines.
- Glue or tape where indicated.

Let's get ready to celebrate!

Dress up your Bee-Bots and join in the global party in September! These handy templates can be printed, coloured in, and cut out to fit over your Bee-Bots and Blue-Bots. Remember to share these with us on social media – we'd love to see how you are celebrating 20 years of Bee-Bot! Be sure to use #beebot20 in your posts.

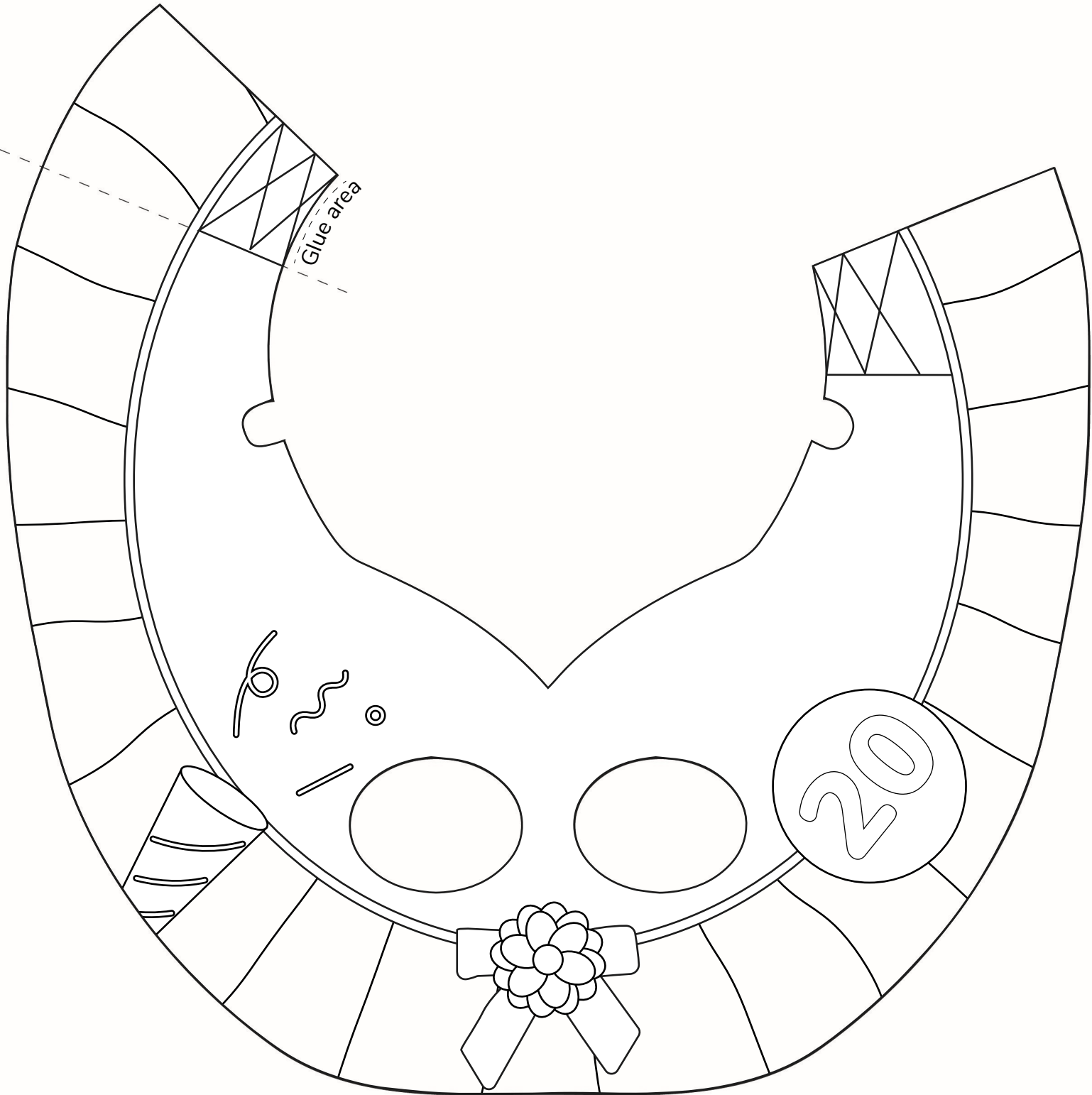


Instructions:

- Print on A4 paper – be sure to use 'Actual Size'.
- Have the children colour and decorate the style of their choice.
- Cut out along the lines.
- Glue or tape where indicated.

Let's get ready to celebrate!

Dress up your Bee-Bots and join in the global party in September! These handy templates can be printed, coloured in, and cut out to fit over your Bee-Bots and Blue-Bots. Remember to share these with us on social media – we'd love to see how you are celebrating 20 years of Bee-Bot! Be sure to use #beebot20 in your posts.



Instructions:

- Print on A4 paper – be sure to use 'Actual Size'.
- Have the children colour and decorate the style of their choice.
- Cut out along the lines.
- Glue or tape where indicated.